Around The Horn Plan
Wednesday, June 29, 2011



RealTick by Townsend Analytics, Ltd.

Symbol	DOV	Sector Symbol	$DJI
Description	DOVER CORP		
Pattern	Line Drive	INDUSTRIAL MACHINERY	
Position	Long	Resistance 2	67.41
Entry	66.40	Resistance 1	66.83
Stop	65.90	Pivot	65.73
Initial Target	66.94	Support 1	65.15
Ratio	1.08	Support 2	64.05
50% To Target	66.67		

Around The Horn Plan
Wednesday, June 29, 2011

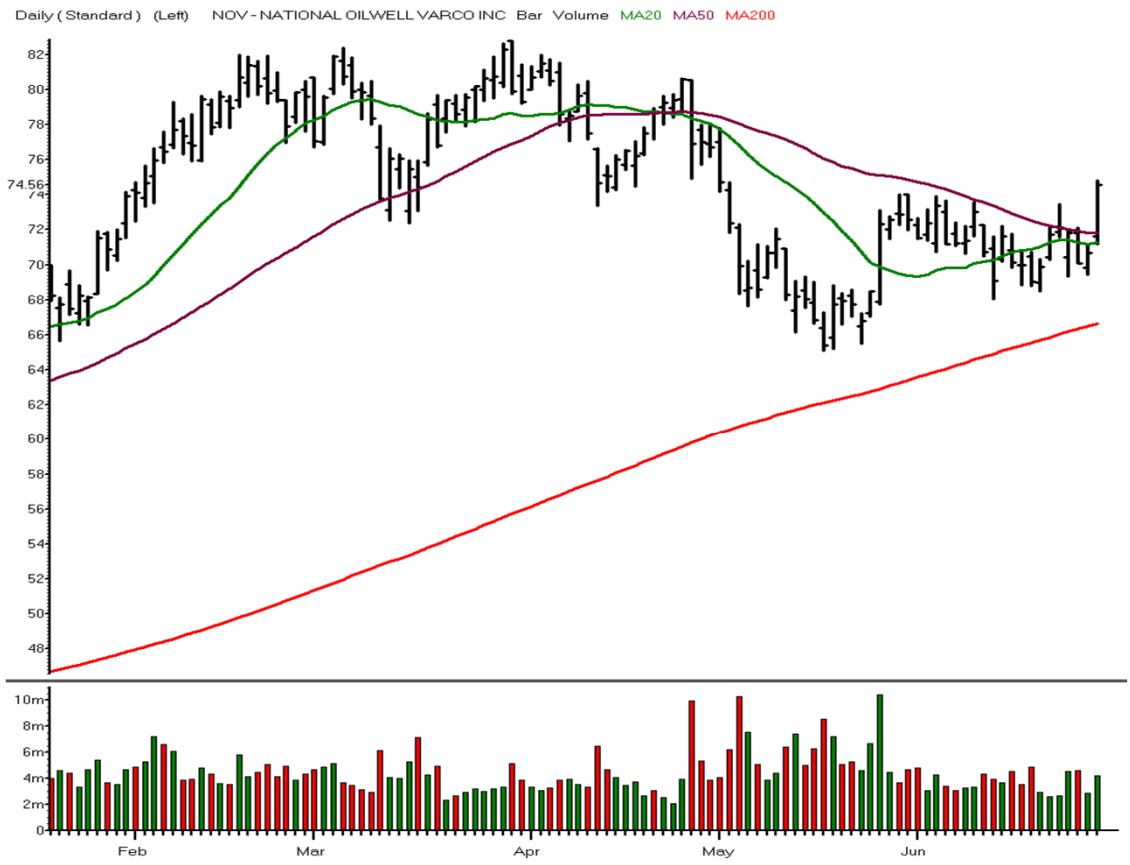

RealTick by Townsend Analytics, Ltd.

Symbol	NOV	Sector Symbol	$XOI.X
Description	NATIONAL OILWELL VARCO INC		
Pattern	Line Drive	OIL & GAS EQUIPMENT & SERVICES	

Position	Long	Resistance 2	77.18
Entry	74.92	Resistance 1	75.87
Stop	74.10	Pivot	73.51
Initial Target	76.05	Support 1	72.20
Ratio	1.38	Support 2	69.84
50% To Target	75.49		

Around The Horn Plan
Wednesday, June 29, 2011

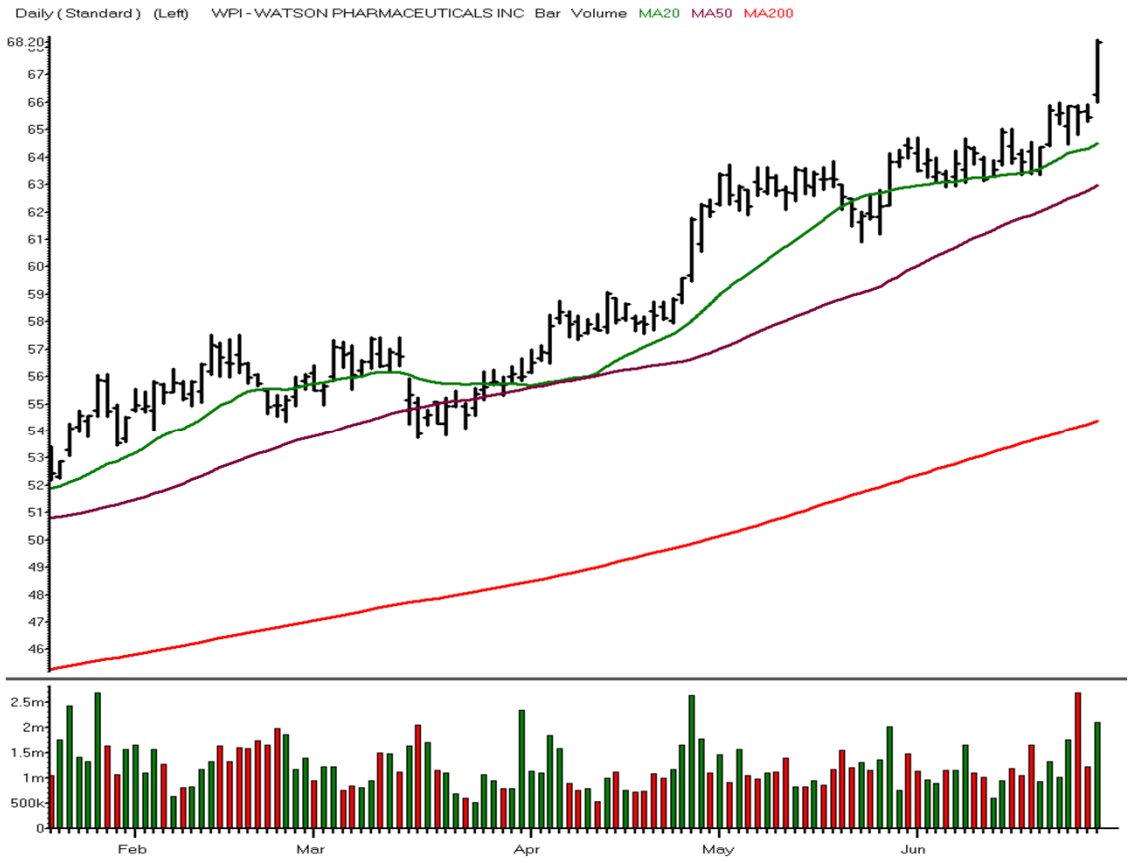

RealTick by Townsend Analytics, Ltd.

Symbol	WPI	Sector Symbol	$DRG.X
Description	WATSON PHARMACEUTICALS INC		
Pattern	Line Drive	PHARMACEUTICALS	

Position	Long	Resistance 2	69.78
Entry	68.39	Resistance 1	68.99
Stop	68.02	Pivot	67.50
Initial Target	68.89	Support 1	66.71
Ratio	1.35	Support 2	65.22
50% To Target	68.64		

Stocks To Watch

Wednesday, June 29, 2011



ACCENTURE PLC IRELAND SHS CLASS A

Symbol		**ACN**
Pattern		Infield Fly
Position		Short
Entry		59.41
Stop	?	
Initial Target		59.03
50% To Target		59.22
Resistance 2		**61.52**
Resistance 1		**60.58**
Pivot		**60.05**
Support 1		**59.11**
Support 2		**58.58**
Sector		IT CONSULTING & OTHER SERVICES
Sector Symbol		$XIT.X



CABOT OIL & GAS CORP

Symbol		**COG**
Pattern		Line Drive
Position		Long
Entry		65.94
Stop	?	
Initial Target		66.53
50% To Target		66.24
Resistance 2		**67.66**
Resistance 1		**66.71**
Pivot		**64.88**
Support 1		**63.93**
Support 2		**62.10**
Sector		OIL & GAS EXPLORATION & PRODUCTION
Sector Symbol		$DXE.X



COVANCE INC

Symbol		**CVD**
Pattern		Line Drive
Position		Long
Entry		59.36
Stop	?	
Initial Target		59.85
50% To Target		59.61
Resistance 2		**60.63**
Resistance 1		**59.77**
Pivot		**58.39**
Support 1		**57.53**
Support 2		**56.15**
Sector		LIFE SCIENCES TOOLS & SERVICES
Sector Symbol		$UTY.X

© 2011 Peterson/Manz Trading, Inc. Past Results are not indicative of future returns. There is a high degree of risk in trading. Peterson/Manz Trading, Inc. assumes no responsibility for your trading results. Principals of Peterson/Manz Trading, Inc. may at times maintain, directly or indirectly, positions mentioned in this service.

Stocks And Sectors On The Radar

Wednesday, June 29, 2011



ALLERGAN INC

Symbol	AGN
Sector	PHARMACEUTICALS
Sector Symbol	$DRG.X
Pattern	Line Drive
Position	Long
Entry	83.41
Target	83.78
R2	84.88
R1	84.05
Pivot	82.47
S1	81.64
S2	80.06
50% To Target	83.60



CHUBB CORP

Symbol	CB
Sector	PROPERTY & CASUALTY INSURANCE
Sector Symbol	$IUX.X
Pattern	Switch Hitter
Position	Short
Entry	61.45
Target	61.04
R2	62.35
R1	62.12
Pivot	61.84
S1	61.61
S2	61.33
50% To Target	61.25

© 2011 Peterson/Manz Trading, Inc. Past Results are not indicative of future returns. There is a high degree of risk in trading. Peterson/Manz Trading, Inc. assumes no responsibility for your trading results. Principals of Peterson/Manz Trading, Inc. may at times maintain, directly or indirectly, positions mentioned in this service.

Stocks And Sectors On The Radar

Wednesday, June 29, 2011



CHICAGO BRIDGE & IRON CO N V N Y REGISTRY SH

Symbol	CBI
Sector	CONSTRUCTION & ENGINEERING
Sector Symbol	$DJI
Pattern	Line Drive
Position	Long
Entry	36.89
Target	37.35
R2	37.94
R1	37.33
Pivot	36.18
S1	35.57
S2	34.42
50% To Target	37.12

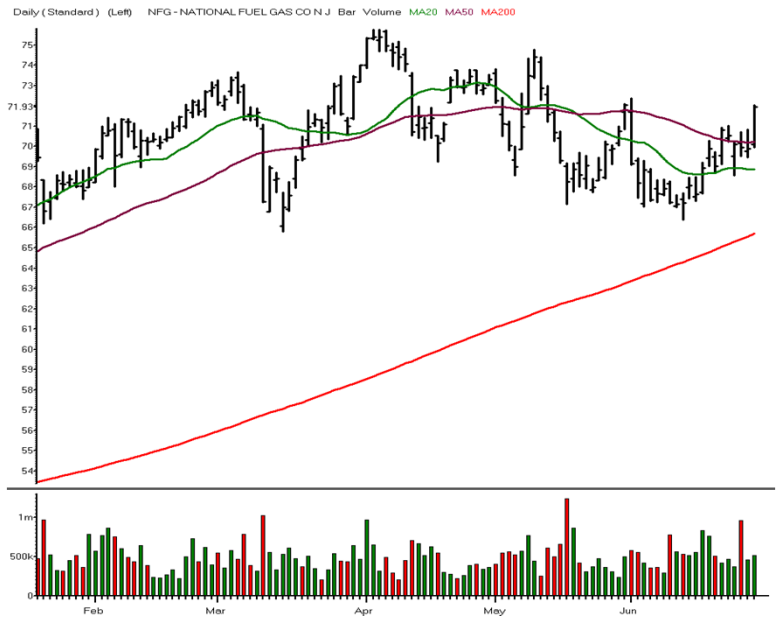

NATIONAL FUEL GAS CO N J

Symbol	NFG
Sector	GAS UTILITIES
Sector Symbol	$UTY.X
Pattern	Line Drive
Position	Long
Entry	72.15
Target	72.56
R2	73.40
R1	72.67
Pivot	71.31
S1	70.58
S2	69.22
50% To Target	72.36

© 2011 Peterson/Manz Trading, Inc. Past Results are not indicative of future returns. There is a high degree of risk in trading. Peterson/Manz Trading, Inc. assumes no responsibility for your trading results. Principals of Peterson/Manz Trading, Inc. may at times maintain, directly or indirectly, positions mentioned in this service.

Trade Date 29-Jun-11 **Wednesday**

Around The Horn

Symbol	Setup	Entry	Direction	Stop	50%	Target	Sector Symbol
DOV	Line Drive	66.40	Long	65.90	66.67	66.94	$DJI
NOV	Line Drive	74.92	Long	74.10	75.49	76.05	$XOI.X
WPI	Line Drive	68.39	Long	68.02	68.64	68.89	$DRG.X

Stocks To Watch

Symbol	Setup	Entry	Direction	Stop	50%	Target	Sector Symbol
ACN	Infield Fly	59.41	Short		59.22	59.03	$XIT.X
COG	Line Drive	65.94	Long		66.24	66.53	$DXE.X
CVD	Line Drive	59.36	Long		59.61	59.85	$UTY.X

Stocks And Sectors On The Radar

Symbol	Setup	Entry	Direction	Stop	50%	Target	Sector Symbol
AGN	Line Drive	83.41	Long	SCALP	83.60	83.78	$DRG.X
CB	Switch Hitter	61.45	Short	SCALP	61.25	61.04	$IUX.X
CBI	Line Drive	36.89	Long	SCALP	37.12	37.35	$DJI
NFG	Line Drive	72.15	Long	SCALP	72.36	72.56	$UTY.X

© 2011 Peterson/Manz Trading, Inc. Past Results are not indicative of future returns. There is a high degree of risk in trading. Peterson/Manz Trading, Inc. assumes no responsibility for your trading results. Principals of Peterson/Manz Trading, Inc. may at at times maintain, directly or indirectly, positions mentioned in this service.

Around the Horn:
The Rule Book

Just as the Around the Horn trading plan developed for our personal use, these rules also evolved to maximize our own trading profits, minimize risk and still allow the trades room to breathe. When we compute the monthly results, we use these rules to calculate the plan's efficacy. Individual trade results may exceed or fall short of the monthly results (for example, more or less favorable fills or missing a trade), but these rules allow comparison of results over time and a measure for one's own trading performance using pre-established criteria. While these guidelines will always have an exception to the rule (e.g. stopping out of a trade that later becomes profitable) over time, they serve us well more often than not.

Entries:

1. The entry price (or entry tick within the allowable slippage or gap) has to ***print on the NYSE***. That is, a stock that ticks the entry price on the NAS on or before the open does not count as a legitimate entry as the tick must originate on NYSE;
2. For ***Gaps*** and ***allowable slippage,*** profit target is the key. Your entry slippage should not be more than 25% of the total amount you expect to make and for planned trades should never be more than 20 cents total. Thus, if your profit target is a 40 cent gain, then allow for 10 cents of slippage. If the profit target is over a dollar, then 20 cents of slippage is reasonable. If you enter a trade beyond this level, then mentally shift gears and treat the trade as an intraday play or scalp trade, not as a planned trade;
3. ***No new entries*** after 12:20 PST/3:20 EST (40 minutes to close).

Stop Protocol:

Once you enter a trade at the stated entry price or within the acceptable 10 cent slip level there are several criteria we use to protect ourselves from losses, as well as protect profits, while still allowing some room for volatility. During the trading day, I like to think of these as hurdles, moving from one to the next as the trade progresses.

Hurdle 1: After entering the trade at the stated entry price, watch to see if the trade goes 10 cents in your favor FROM THE STATED ENTRY PRICE, NOT YOUR FILL PRICE. If it does not go 10 cents in the trade's favor from the entry price before it goes 10 cents against the trade, exit the trade 10 cents against your trade and watch for another entry opportunity.

Issues: This strategy has protected us against what I call getting "tagged-in" only to head straight to the stop-loss. To execute this strategy, a trader needs to be comfortable paying the extra commissions if the trade comes back to your entry. Also, another entry here does not count as a "second" entry. If you are uncomfortable with this strategy, don't use it and use the stop level as your exit.

Hurdle 2: Once the trade is in your favor 10 cents beyond the entry price, keep the stop loss at the stated stop loss until the trade hits the 50% to Target level.

Hurdle 3: At the 50% to Target level, move the Stop Loss from the stated stop loss to a breakeven level at the STATED ENTRY PRICE, NOT YOUR FILL PRICE.

Hurdle 4: Once the trade ticks within 10 cents to the stated Initial Profit Target, move the stop to a Profit Stop at the 50% to Initial Profit Target level.

Hurdle 5: Once the trade hits the Initial Profit Target, determine if the trade is zooming past your price (in other words, it would be a struggle to exit the trade at that price as it is trading so strongly in your favor it has already surpassed the Initial Profit Target before you can get your order in). If this happy situation is occurring, stay in and trail with a profit stop, initially at the Profit Target.

If the trade is not this strong (as occurs much more often), exit the trade at the Initial Profit Target. Some traders choose to exit only half or some other percentage at this level and then trail a profit stop initially at the 50% to Target level, then later the Initial Profit Target, then by some other method as the trade gets progressively further from this level (reversal of two closes, violation of the 8 period simple moving average, support/resistance, etc.).

Note: These are the rules we use to calculate the monthly performance. As trader's you may find some other variation useful. For instance, for the 10 cent "tagged in" rule when a trade has not gone more than 10 cents in your favor before reversing, some traders prefer not to exit at 10 cents against you in favor of a wider exit at a 50% to stop loss level, giving the stock a little more room to breathe. Another example some traders employ is to take a percentage of profits at the 50% to Target level, another percentage at the initial profit target, and the final if it travels further, with protective stops for each of these levels as the trade progresses.

It is important to understand how we are trading and the rules we are using. It is also important that trading rules suit your psychology. If you have questions or thoughts please don't hesitate to contact me at: Julie@TraderInsight.com

IMPORTANT DISCLAIMER AND LEGAL NOTICE PLEASE READ CAREFULLY

This information is confidential and is intended only for the authorized Subscriber. If you have received this document and are not a paying or trial subscriber to Adrian Manz's Intraday Trading Plan, then please call us at (310) 593-4629 immediately.

Adrian F. Manz, is a principal of Peterson/Manz Trading, Inc. and a financial markets trader, author, lecturer and regular contributor and commentator to TraderInsight.com's free and subscription content web site. Peterson/Manz Trading, Inc., its principals and affiliates may at times maintain long or short positions in securities or derivatives of the securities mentioned in the Intraday Trading Plan, and may or may not at times take positions inconsistent with those presented in the Intraday Trading Plan. In the event that a position is held in a security or derivative at the time the Intraday Trading Plan is posted, disclosure of such position shall be made as an addendum to the Intraday Trading Plan.

The Intraday Trading Plan is to be used solely as an educational tool only and should not be construed to contain investment advice. None of the information in the Intraday trading plan constitutes a recommendation to the subscriber by Dr. Manz to buy or sell a security, the information is merely indicative of Dr. Manz's own trading plan in his own trading account for the stated trading date.

As investment advice needs to be tailored to a particular investor's specific needs, none of the information contained in the Intraday Trading Plan should be construed to be investment advice. The ideas presented are tailored only to the trading needs of Dr. Manz. Individuals wishing to tailor a plan to their own needs should seek the advice of a registered investment advisor.

©2009 Peterson/Manz Trading, Inc. Past Results are not indicative of future returns. There is a high degree of risk in trading. Peterson/Manz Trading, Inc. assumes no responsibility for your trading results. Principals of Peterson/Manz Trading, Inc. may at times maintain directly or indirectly, positions in securities or derivatives mentioned in this service.